

Make access control easier for you!



MX-50


Barrier Gate

Model: MX-50


MX-50 series intelligent barrier gates use innovative technology design and manufactured with precision machinery to guarantee satisfaction in quality and reliability for years to come.

MX-50 Intelligent barrier gate has been lab tested for more than 5 millions opening/closing and still without any degrade in performance-superb mechanical life time for heavy duty application. It composed primarily of an electronic panel that controls the mechanical unit to lift or release the barrier arm.

MX-50 Barrier Gate suitable for indoor as well as outdoor parking area at airport, shopping mall, warehouse, hotel, factories, condominium, car rental companies, etc. It can also be customized to be used together with any auto-pay ticketing parking system.



Model: MX-50



Core mechanism & Control panel

Make access control easier for you!

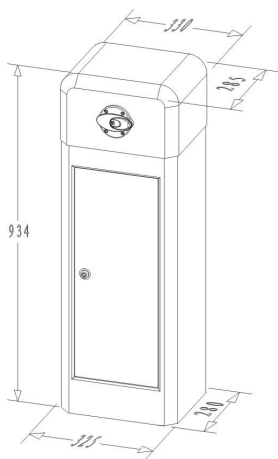
TECHNICAL SPECIFICATION

Description	Parameter
Mechanical temperature	-40° to 75 C
Electrical temperature	-40° to 75 C
Power supply input	AC110/220V(10%),50/60Hz
Power consumption	80 watt
Relative humidity	< 90 %
Arm speed	1 , 1.8, 3 , 6 second
Internal lubrication	Grease
Max starting torque	1 second : 1.4±0.2 N.M 3 / 6 second : 0.87±0.1 N.M
AC rotation speed	1 second : 440±40 RPM 3/6 second : 900±50 RPM

Model No.	Open/close Speed	Max straight arm	Arm swing out
MX-5011	1 sec	3 meter	Yes
MX-5012	1.8sec	4 meter	Yes
MX-5013	3 sec	4 meter	Yes
MX-5016	6 sec	6 meter	No

Model No.	Open/close Speed	Max 90 degrees folding arm	Max 180 degrees folding arm
MX-5023	3 sec	3 meter	Yes
MX-5026	6 sec	4.5 meter	No

Dimensions: 330*285*934mm



Package



Dimensions:102*38.5*47cm

Features

1 MANUAL RELEASE

Manual release clutch can be conveniently unlocked to manually open or close the arm without removing the whole top cover or body housing. Resulting in hassle free operation and all components inside the barrier body are safe from danger and vandalism.

2 AUTO REVERSE

Built in smart collision detection technology allows arm to auto reverse when hit with an obstacle during closing to prevent further scratches & dents on the vehicle.

3 ARM SWINGED OUT

Arm will swing out when hit directly by vehicle (only straight arm less than 4.5 meters) to avoid further damage on the vehicle.

4 DOUBLE SAFTY SENSOR

Photoelectricity sensor and motor memory limit sensor make barrier gate open and close precisely.

5 AUTO FAN COOLING

Fan cooling device reduce the motor temperature by high frequency using, cooling system will start automatically when motor temperature increase to a certain degrees, which makes the motor never get Heat-protecting.

6 AUTO DELAY CLOSING

Barrier gate can be set to auto close after open, auto closing time can be 5sec, 10sec, 15 sec.

7 DEVICES SUPORTED

External device such as Infrared photocells, loop detector, traffic lights are supported for different usage of the barrier gate.

8 COMMUNICATION MODULE

RS485 module are optional, which is used to the purpose by controlling barrier gate open&close via computer or other device by protocol communication .